
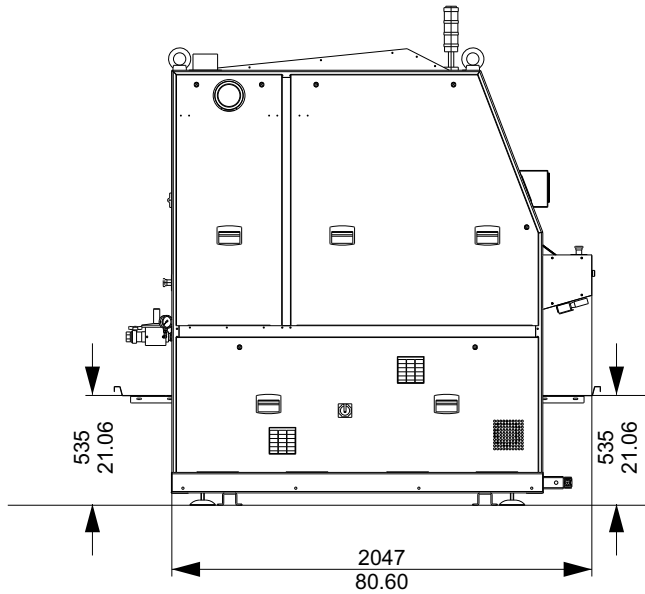


A

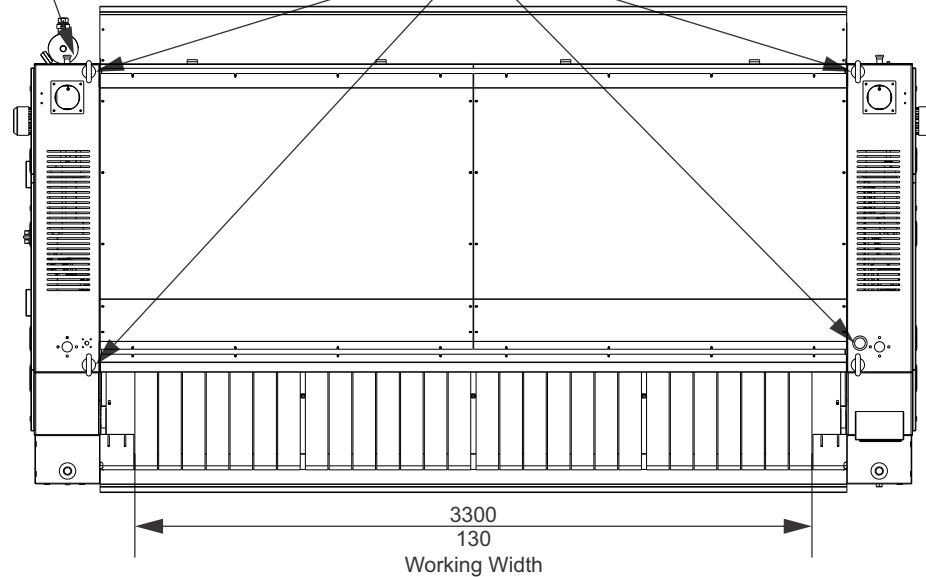


General Specifications

Model	Metric	US	IR-40130	
Number of Rolls		#	1	
Roll Diameter	mm	inch	1000	40
Working Width	mm	inch	3300	130
Speed Range	m/min	ft/min	5-40	16-131
Dimensions				
A - Width	mm	inch	4600	181.1
B - Depth	mm	inch	2058	81.0
C - Height	mm	inch	2118	83.4
Exhaust System				
Air Flow, Primary	cmm	cfm	2 x 17	2 x 600
Exhaust Duct	mm	inch	2 x 120	2 x 4.75
Steam				
Consumption	BHP		11.9	
Pressure	bar	psi	6.3-8.8	90-125
Inlet Size	mm	inch	31.8	1-1/2
Outlet Size	mm	inch	12.7	0.75
Gas				
Heat Input	BTU		647,800	
Gas Inlet Size	mm	inch	25.4	1
Compressed Air				
Inlet Size	mm	inch	12	0.47
Air Requirement	CFM	CMH	1	0.03
Electrical Service				
208-240VAC, 50/60Hz, 3PH	Amps	Breaker	20	25
380-480VAC, 50/60Hz, 3PH	Amps	Breaker	10	15
Weight & Shipping				
Net Weight	kg	lbs	3850	8470
Shipping Weight	kg	lbs	3900	8580

Compressed Air
Gas
Steam
Electrical

Lifting Points



REV	BY	DATE	REV. DESCRIPTION
A2	AFA	9-23-2016	Added pneumatics
DRAWN BY		DATE	 Panama City Beach, FL Phone: 850-249-2222 Fax: 850-249-2226 www.bandctech.com
A. Adcock		9-10-2015	
CHECKED BY		DATE	
C. Oswald		9-10-2015	
DESCRIPTION			
General Technical Specifications IR-40130			
DATE	FILE NAME	SHEET	
9-10-2015	IR-40130-General.cdr	1 OF 1	